

toby-wing_2.premium 1161_2



Model Code F5594

date of issue 16-07-19 revision 00
revision of 06-04-21 (the present replaces any previous versions)

Designer: centro studi interno

Structure: pinewood, multilayer and plywood covered with polyurethane foam covered with 100% polyester padding, additionally wrapped with thermo-bonded textile fabric coupled with cloth. Backrests and armrests rest on a metal mechanism*.

Spring system: elastic webbing

Seat Padding: seat cushions in ecological polyurethane foam covered with 100% polyester layer, additionally wrapped with thermo-bonded textile fabric coupled with cloth.

Back Padding: back cushions in fiber (synthetic fiberfill)

Arm Interior: armrests in ecological polyurethane foam covered with 100% polyester layer, additionally wrapped with thermo-bonded textile fabric coupled with cloth.

Removability: entirely removable covers.

Mechanisms: *the model is equipped with backrests and armrests that can be manually adjusted, so that the seat depth can be increased by 42 cm and the seat width can be increased by 25 cm per armrest side. The total depth of the model with backrests positioned outward is 141 cm, the opening range of the armrest positioned outward is 25 cm.

Standard feet: metal PM2121, h. 17.5 cm, in satinized finish. Alternatively, it is possible to choose among the standard finishes available on the sample book. Some versions may be equipped with hidden feet with a supporting structural function.

Optional feet: upon request and with a price surcharge indicated on the pricelist, the model is available with transparent methacrylate optional feet (PM2122), h. 17.5 cm. Some versions may be equipped with hidden feet with a supporting structural function.

Optional versions: armrest pillow (683) in fiber (synthetic fiberfill). Comfort headrest element (F55) in polyurethane foam covered with 100% polyester layer, supported by a shiny metal structure.

Density of seat and back

Markets	Seat	Back
I	30 Medium	
D - NL - CH		
USA - California		
GB	37 fire retardant	
Others	30 Medium	

Note: when no values/contents are specified in the chart, please refer to 'Others' field/area.

Coverings

	suggested	not suggested	not possible
thick leathers			✓
thin elastic leathers			✓
natural leathers			✓
fabric*	✓		
microfibre*	✓		
leather + split			✓
DeLuxe			✓
multi colour			✓
multi-category			✓
multi covering			✓

Please note: for not removable models, only one colour fabric covers are available.

* fabrics and microfibers are not available for the U.K. market

Multicovering / Components / Optional vers.



1161_F55

Feet



PM2121

PM2122

Ottoman



With the reservation of carrying for production purposes and without advanced notices modifications on the materials, coverings and dimensions of the product as indicated in the relevant specification. The given dimensions and volume are of indicative value being subject to the production process tolerances.

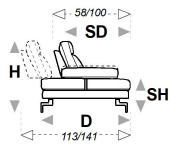


↑ fold following the dotted line ↑

toby-wing_2.premium 1161_2



L Length - H Height - D Depth - SH Seat Height - SD Seat Depth
Dimensions refer to maximum sizes of the version with closed mechanism (where available).



dimensions	L 208 H90 D113 SH44 SD58	L 228 H90 D113 SH44 SD58	L 104 H90 D113 SH44 SD58	L 104 H90 D113 SH44 SD58	L 114 H90 D113 SH44 SD58
version code	300	354	110	120	114
Description	3 seater	3 seater maxi	1 right arm facing chair	1 left arm facing chair	rhf maxi chair
L 114 H90 D113 SH44 SD58 124	L 174 H90 D113 SH44 SD58 310	L 174 H90 D113 SH44 SD58 320	L 194 H90 D113 SH44 SD58 592	L 194 H90 D113 SH44 SD58 593	L 138 H90 D113 SH44 SD58 330
lhf maxi chair	1right arm facing 3 str	1left arm facing 3 str	1 raf 3 str maxi	1 laf 3 str maxi	3 str with no armrests
L 158 H90 D113 SH44 SD58 D40	L 188 H90 D113 SH44 SD58 606	L 188 H90 D113 SH44 SD58 607	L 208 H90 D113 SH44 SD58 AC3	L 208 H90 D113 SH44 SD58 AC4	L 104 H90 D153 SH44 SD98 410
armless 3-seater maxi	3s no arm mer.rgt fac.ter.	3s no arm mer.lft fac.ter.	rhf mer.end maxi arml.3-str	lhf mer.end maxi arml.3-str	chaise lon.rhf arm fac
L 104 H90 D153 SH44 SD98 420	L 114 H90 D153 SH44 SD98 601	L 114 H90 D153 SH44 SD98 602	L 101 H44 D70 SH- SD- 641	L 60 H22 D16 SH- SD- F55	L - H- D- SH- SD- W55
chaise lon.lhf arm fac	maxi chaise lon.rgt arm fac.	maxi chaise lon.lft arm fac.	rectang.ottoman maxi	comfort headrest	320 + 410

↓ fold following the dotted line ↓

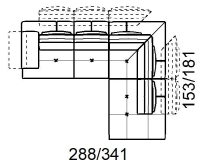
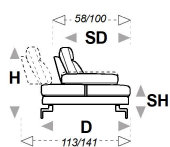


↑ fold following the dotted line ↑

toby-wing_2.premium 1161_2



L Length - H Height - D Depth - SH Seat Height - SD Seat Depth
Dimensions refer to maximum sizes of the version with closed mechanism (where available).



288/341

dimensions

L -
H- D- SH- SD-

version code

Z74

Description

320 + 043

↓ fold following the dotted line ↓

